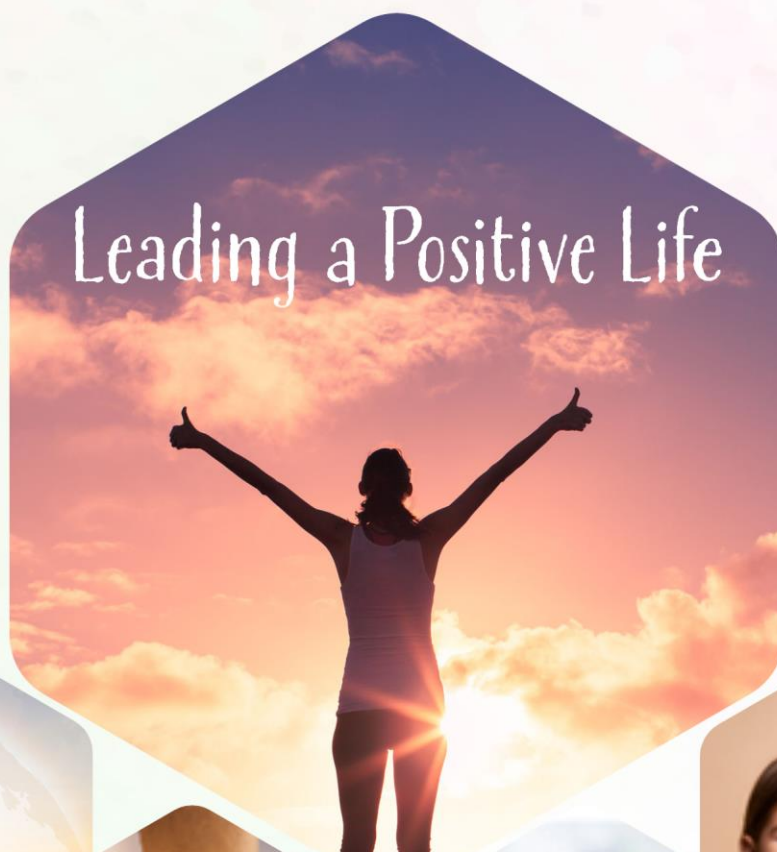


Learning and Teaching Resources on Writing and Delivering a Motivational Speech at the Primary Level



Cherishing Life



Empathy



Diligence



Respect for
Diversity

(Blank Page)

**English Language Education Section
Curriculum Development Institute
Education Bureau
The Hong Kong Special Administrative Region**

12/F, Wu Chung House, 213 Queen's Road East, Wan Chai, Hong Kong

Published 2022

The copyright of the materials in this resource kit belongs to the Education Bureau of the Hong Kong Special Administrative Region.

Duplication of materials in this resource kit is restricted to non-profit-making educational purposes only. In all cases, proper acknowledgements should be made. Otherwise, all rights are reserved, and no part of these materials may be reproduced, stored in a retrieval system, or transmitted in any form or by any means without the prior permission of the Education Bureau of the Hong Kong Special Administrative Region.

© 2022

(Blank Page)

Contents

	Page number
Introduction	1
Learning Task 1 The Story of Hua Mulan (KS1/KS2)	3
Learning Task 2 An Interview with Ms Yu Chui Yee Alison (KS2)	26

(Blank Page)

Learning and Teaching Resources on Writing and Delivering a Motivational Speech at the Primary Level

“Promoting Positive Values and Attitudes through English Sayings of Wisdom (SOW)” is a territory-wide and cross-curricular initiative that connects English Language education with values education. Building on the success in the past years, the SOW Campaign will continue to feature a variety of student activities to enrich students’ English learning experiences and nurture positive values and attitudes in them. In this connection, two sets of learning and teaching materials are developed to guide students to write and deliver a motivational speech and support the learning of an overarching theme, i.e. **“Leading a Positive Life”**, and four sub-themes, i.e. **“Cherishing Life”**, **“Empathy”**, **“Diligence”** and **“Respect for Diversity”**.

Aims

The captioned learning and teaching resources aim to support English Language teachers in

- promoting positive values and attitudes through guiding students to share their reading/viewing experience by connecting their reflections on a reading/multimodal text (e.g. a book, a short story, a poem, a film) with a SOW that echoes the above-mentioned theme(s);
- enhancing students’ interest in reading/viewing and developing their language skills; and
- nurturing students’ creativity and developing their multimodal literacy through processing and/or creating multimodal texts.

Content

Each set of the learning and teaching materials comprises a reading/multimodal text about a famous and fantastic person and suggested reading/viewing, writing and speaking activities with teaching steps to develop students’ language skills, nurture their creativity and cultivate positive values and attitudes. The speech writing and performance task provides opportunities for students to connect their reflections on a reading/multimodal text of their own choice with a SOW that echoes the above-mentioned themes.

To enrich students’ knowledge of SOW and promote self-directed learning, a list of selected SOW under the sub-themes “Cherishing Life”, “Empathy”, “Diligence” and “Respect for Diversity” is provided in the appendix of each set of the materials.

Learning Task 1 – The Story of Hua Mulan (KS1/KS2)

Students learn the SOW “We rise by lifting others.” and understand the positive values and attitudes behind (e.g. empathy) through reading “The Story of Hua Mulan”. In the writing part, students are guided to complete a motivational speech by connecting their reflections on the story with the SOW. Then, they read/view a reading/multimodal text of their own choice and connect their reflections with a SOW that echoes the above-mentioned theme and/or sub-theme(s). Features of a motivational speech, useful expressions and language to present ideas are provided to support students in writing their speech.

Learning Task 2 – An Interview with Ms Yu Chui Yee Alison (KS2)

Students learn the SOW “A bend in the road is not the end of the road.” and understand the positive values and attitudes behind (e.g. cherishing life) through viewing “An Interview with Ms Yu Chui Yee Alison” in the series of “Fantastic People Videos” (https://emm.edcity.hk/playlist/1_hea30nj2/1_qjbkgroh). In the writing part, scaffolding is provided through exposing students to a sample speech to help them understand the key features of a speech. Graphic organisers are provided to support students to write their motivational speech, in which they they make reflections on a reading/multimodal text of their own choice, write about their reading/viewing experience, and connect it with a SOW that echoes the above-mentioned theme and/or sub-theme(s).



The speaking task in both Learning Tasks 1 and 2 provides students with an opportunity to present their motivational speech to peers. Students are also encouraged to refer to the tips for practising the motivational speech and the assessment criteria to improve their speech, as well as their presentation and communication skills.

How can the resources be used?

The resources consist of learning tasks and teaching ideas for teachers’ reference on how to promote positive values and attitudes among students with SOW in the primary English classroom. Teachers might like to select and use the learning materials and teaching ideas or make adaptations to suit their students’ needs, interests and abilities.

Learning Task 1

The Story of Hua Mulan

Theme

Leading a Positive Life – Empathy

Suggested Key Stage

KS1 and KS2

Task Description

Students read “The Story of Hua Mulan”. Teachers guide students to understand the story, analyse the main character, Mulan, discuss the moral of the story, and connect their reflections on Mulan’s story with a saying of wisdom (SOW). Then, students learn the key elements of a motivational speech and write about their reading or viewing experience by connecting their reflections on a text of their own choice and a SOW that echoes the overarching theme, i.e. “Leading a Positive Life”, and/or the sub-themes “Cherishing Life”, “Diligence”, “Empathy” and “Respect for Diversity”. After that, teachers guide students to share their reading or viewing experience verbally by introducing presentation skills and assessment criteria to them.

Learning Objectives

Content

- To understand the content of “The Story of Hua Mulan”
- To analyse the main character, Mulan
- To connect a related SOW with Mulan’s story
- To develop positive values and attitudes

Language

- To practise reading skills (e.g. skimming, scanning, identifying specific information, understanding the connection between ideas)
- To explore adjectives to describe characters’ personality and feelings
- To introduce the features and language used in a motivational speech
- To practise speaking skills (e.g. speaking fluently and naturally with correct pronunciation)

Suggested Learning Activities

Pre-reading

1. Brainstorm with students how they help others in their daily lives.
 - When your family, friends or classmates have difficulties, how would you help them? Why would you want to help?
 - Have you ever heard of “The Story of Hua Mulan”? What is it about?
2. Have students predict the challenges faced by Mulan and her feelings.
 - Would Mulan help her family?
 - What would she do to solve the problem? How did she feel?
3. Pre-teach the vocabulary to help students understand the reading text and guide them to complete Worksheet 1.

While-reading

1. Introduce adjectives to describe Mulan’s feelings, explain more adjectives of feelings to enrich students’ vocabulary and have them complete Part 1 of Worksheet 2.
2. Guide students to skim and scan the story by asking questions and have them complete the multiple-choice questions in Part 2 of Worksheet 2.

Post-reading and Values Education

1. Have students describe Mulan’s personality with suitable adjectives and guide them to complete Part 1 of Worksheet 3 based on the clues in the speech bubbles.
2. Introduce the meaning of “Sayings of Wisdom (SOW)” and four selected SOW in Part 2a of Worksheet 3 to students.
3. Engage students in discussing the ending and the moral of the story.
4. Have students work in groups and choose one of the SOW which best describes Mulan (e.g. “We rise by lifting others.”).
5. Guide students to elaborate their ideas with the guiding questions in Part 2b of Worksheet 3 and complete the part together.

Sayings of Wisdom (SOW) Motivational Talk – Writing and Delivering a Motivational Speech

1. Provide a context for students to write a motivational speech in Part 1 of Worksheet 4.
2. Introduce the overarching theme and sub-themes of the SOW Motivational Contest to students (Part 1 of Worksheet 4).
3. Encourage students to find more SOW online and have them complete Part 2 of Worksheet 4.
4. Introduce the features and language used in a motivational speech and have students complete Part 3 of Worksheet 4.
5. Guide students to write a motivational speech based on a reading/multimodal text of their own choice in Part 4 of Worksheet 4.
6. Introduce presentation skills and assessment criteria to students in Part 5 of Worksheet 4.
7. Have students record and share their reading/viewing experience in class.
8. Guide students to conduct self-assessment by referring to the assessment checklist.

The Story of Hua Mulan

Line

Once upon a time, in China, there was a beautiful girl called Hua Mulan. She was very smart and confident. She learnt from her father how to ride a horse and use a sword when she was young.

One day, a general came to Mulan's house and said, "A man from each family must help fight in the war." Mulan was worried. She knew that her father was too old to fight in the war. She was upset and thought, "I can't lose my beloved father or put him in danger. I want to join the army!" She decided to pretend to be a man and took her father's place to fight in the war.

5

When Mulan first arrived at the army camp, she was nervous that she could not do well. After some time, she made great efforts to practise martial arts and helped her country win the war finally.

10

After the war, the king wanted Mulan to stay on and be his helper. However, she did not accept the offer because she thought it was time for family reunion. The king respected her choice and let her return home.

15


Mulan was delighted and excited to go home. Her family welcomed her with joy and all of them were very proud of her. All the people showed great respect for her because she loved and cared about her family members very much.

20







The Story of Hua Mulan

Pre-reading Activity




Part 1: Match the pictures with the words given. The first one has been done for you as an example.

1. 	2. 	3. 	4. 
●	●	●	●
●	●	●	●
soldier	army camp	general	king

Part 2: Fill in the following blanks with the words given in Part 1.


1. After the war, Mulan could not work for the _____ because she missed her family.
2. A _____ told every family to send a man to help fight in the war.
3. Mulan always practised martial arts. She was a hardworking _____.
4. When Mulan arrived at the _____, she was afraid.

Part 3: Read the sentences in Part 2 again and sequence the events using the numbers (1-4).



The Story of Hua Mulan

While-reading Activity



What are adjectives of feelings?

Adjectives of feelings are words that describe how a character feels.

Part 1:

a) Read what Mulan says and draw the face of Mulan in the following boxes.

e.g. I'm nervous. 	1. I'm worried. 	2. I'm delighted.
3. I'm upset. 	4. I'm surprised! 	5. I'm excited.

b) More adjectives can be used to describe the feelings of a character. Look at the pictures below and circle the correct adjectives.

1. friendly / mad	2. happy / shocked	3. calm / grumpy	4. shy / anxious
5. stressed / amused	6. cheerful / angry	7. bored / interested	8. proud / tired

Part 2: Read “The Story of Hua Mulan” on p.5 again. Choose the best answer by circling the letter.

Questions:

1. How did Mulan feel after listening to what the general said?
She was ____.
(A) excited
(B) worried
(C) angry


2. Why did Mulan want to join the army? She wanted to ____.
(A) show other soldiers that she could use a sword
(B) practise riding a horse in the army camp
(C) take her father’s place to fight in the war

3. What was Mulan’s worry when she arrived at the army camp?
She was afraid that she could not ____.
(A) do well in the war
(B) go home and see her father
(C) get on with other soldiers

4. What did Mulan do to prepare herself for the war?
(A) She kept practising martial arts.
(B) She discussed how to do better with a general.
(C) She asked other soldiers to work hard.

5. Why did all the people respect Mulan?
(A) She treated all the soldiers very well.
(B) She talked to the king politely.
(C) She loved and cared about her family.

The Story of Hua Mulan



Post-reading Activity





What are character traits?


Character traits refer to characters' personality or qualities that make them who they are. We can determine character traits by looking at what a character thinks or how he/she feels.


Part I: Read what Mulan says. What kind of person is Mulan? Complete the text boxes. You may use the adjectives provided. The first one has been done for you as an example.


hardworking smart brave unselfish

a)  I can't lose my beloved father or put him in danger. I want to join the army!

 I think Mulan was brave because she pretended to be a man and took her father's place to fight in the war.

b)  I am afraid I can't do well. I have to keep practising martial arts.

 I think Mulan was _____ because she kept _____ so that _____

c)  I will do my best to fight in the war and protect my country.

 I think Mulan was _____

Part 2: An Introduction to Sayings of Wisdom (SOW)

a) A SOW can be a proverb/quote or a line from a text. Match the SOW in the pictures below with the correct meaning. Write the correct letter in each box. The first one has been done for you as an example.

<p>A. If we want to be successful, we need to work hard.</p>	<p>B. When we have difficulties, we should turn them into something positive.</p>	<p>C. We need to respect diversity and learn from one another to make the world better.</p>	<p>D. Life becomes meaningful when we give a helping hand to others.</p>
--	---	---	--

1.




B

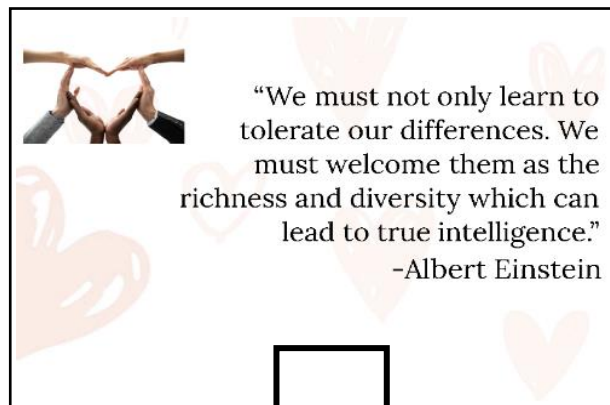
2.



3.




4.



b) Discuss in groups. Which of the SOW in Part 2a best describes the story of Mulan? Refer to the reading text on p.5 and Mulan's character traits in Part 1 to find more clues.


Which SOW in Part 2a best describes the story of Mulan?	I think the SOW
	best describes Mulan's story.
	The SOW reminds us that when we help others, our
	lives become more meaningful.
What was the problem in the story?	Mulan's father was too old
What was Mulan's attitude when she decided to take her father's place to fight in the war?	She was brave to pretend to be a man to
	Everyone respected her because she loved and cared
	about her family members very much.

What can you learn from Mulan?





The SOW Motivational Talk







Context:


You would like to enter the SOW Motivational Talk Contest to share your reading/viewing experience with primary students in Hong Kong. You are going to produce a video of about 2 minutes to share an inspiring reading/multimodal text (e.g. a book, a short story, a poem or a film), and present your ideas by connecting your reflections with a SOW that echoes the overarching theme “Leading a Positive Life” and/or the four sub-themes below.





Part 1: Understand the overarching theme and the four subthemes

Leading a Positive Life

			
Cherishing Life Life is precious and important.	Empathy The ability to understand the feelings / emotions of another person	Diligence - Working hard - Working with a lot of effort	Respect for Diversity - Understanding that everyone is unique and different - Appreciating the differences among people

Part 2: Write a SOW for the above theme and sub-themes. You may search online or refer to the appendix on p.21 to gain more ideas.

Theme/sub-themes	SOW
Leading a Positive Life 	<u>e.g. Stay positive. Better days are on their way.</u>

Theme/sub-themes	SOW
<p data-bbox="161 327 427 371">Cherishing Life</p> 	<hr data-bbox="592 405 1437 409"/> <hr data-bbox="592 506 1437 510"/> <hr data-bbox="592 607 1437 611"/>
<p data-bbox="161 741 320 786">Empathy</p> 	<hr data-bbox="592 819 1437 824"/> <hr data-bbox="592 920 1437 925"/> <hr data-bbox="592 1021 1437 1025"/>
<p data-bbox="161 1160 325 1205">Diligence</p> 	<hr data-bbox="592 1234 1437 1238"/> <hr data-bbox="592 1335 1437 1339"/> <hr data-bbox="592 1435 1437 1440"/>
<p data-bbox="161 1579 528 1624">Respect for Diversity</p> 	<hr data-bbox="592 1646 1437 1650"/> <hr data-bbox="592 1747 1437 1751"/> <hr data-bbox="592 1848 1437 1852"/>

Part 3: After reading “The Story of Hua Mulan”, you would like to practise writing a motivational speech to share your reading experience. Complete the paragraphs under “B. Introduction to the story” and “C. Reflections”.

A Motivational Speech

A. Greeting

Hello, everyone! Today, I would like to share a famous Chinese story – “Hua Mulan”.

B. Introduction to the story

(You may talk about the characters, time, place, problems, solutions and a SOW which can connect with the story. Fill in each blank with one word.)

Unlike other girls, Mulan learnt how to (1) _____ a horse and use a (2) _____ when she was young. When she knew that her father needed to go for the war, she decided to join the army and took her father’s place to fight in the war. The decision was difficult. As a soldier, she made great efforts to practise martial (3) _____ and helped her country win the war finally. Reading the story, I was touched and impressed because Mulan risked her life to protect her country and (4) _____. Mulan’s story reminds me of a saying “We rise by lifting others”. When we help others, our lives become more (5) _____.

C. Reflections

(Connection between the story and the SOW)

(Why do you want to share this story? Do you have a similar personal experience? How do your reflections connect with the story and the SOW?)

D. Concluding Remarks

I hope you like my sharing. Give a helping hand to your beloved ones or those who are in need. I believe you could also “rise by lifting others”. Empathy always makes us better human beings. Thank you.

Part 4: Write a motivational speech

a) Write about the information of the reading/multimodal text of your choice.



Information of the reading/multimodal text

(a) Title of the text: _____

(b) What is the text about?

(c) What have you learnt from the text?

(d) Write a SOW that can connect with the text and your reflections.

(e) Which theme and/or sub-theme(s) does the SOW belong to?
Please tick.

(You can choose more than one option.)

Leading a Positive Life

Cherishing Life Diligence Empathy Respect for Diversity

b) Write your speech for the SOW Motivational Talk Contest in the spaces provided.

Title: _____

Greeting

Start with a greeting, e.g. "Hello, everyone!", "Hi, everybody!"

Introduce the book/story/poem/film you would like to share, e.g. "I would like to share ..."

Introduction to the book/story/poem/film

Talk about the characters, time, place, problems, solutions and a SOW which can connect with the text.



Use the simple present tense to talk about facts and explain the SOW.

Use the simple past tense to talk about past events.

Use adjectives to describe feelings and make comments.

Continue your writing on p.18.

Reflections

Why do you want to share this book/story/poem/film?

Do you have a similar personal experience?

How do your reflections connect with the book/story/poem/film and the SOW?



Use the simple present tense to talk about facts and explain the SOW.

Use the simple past tense to talk about past events.

Use adjectives to describe feelings and make comments.

Concluding Remarks

Say the message of the SOW again and encourage your audience to take action, e.g. "I believe you could [action]."

Thank your audience for listening, e.g. "Thank you very much!"

* Remember to include a SOW in the speech.

Part 5: Deliver your motivational speech.

a) Tips for Practising the Motivational Speech

Ways to practise:

- Practise your speech two or three times a day
- Speak in front of your family members / friends / classmates / teachers
- Speak in front of the mirror / camera
- Record your performance
- Discuss how you can improve the performance with your family members / friends / classmates / teachers



Pace & Tone:

- Don't speak too fast or too loudly
- Speak with appropriate intonation, stress and pauses
- Give some thinking time to your audience

Body Language:

- Keep the eye contact
- Use some natural body gestures

Pronunciation:

- Check the pronunciation of words that you are not sure about

b) Film your speech in two minutes. Improve your presentation skills by reviewing your video(s) and refer to the self-assessment checklist below.

Self-assessment Checklist

Assessment criteria		My performance (Colour the smileys)
Content		
1.	I can give a proper greeting and concluding remarks in the presentation.	😊😊😊😊😊
2.	I can present relevant information and ideas clearly and fluently about a reading/multimodal text.	😊😊😊😊😊
3.	I can share a SOW and connect it with my reflections.	😊😊😊😊😊
Language		
4.	I can use a range of vocabulary, sentence patterns and connectives with few grammatical mistakes.	😊😊😊😊😊
5.	I can present clearly by referring to short notes.	😊😊😊😊😊
Communication strategies		
6.	I can use body language to draw the attention of the audience.	😊😊😊😊😊
7.	I can confidently deliver my speech in front of a camera.	😊😊😊😊😊
Pronunciation & Delivery		
8.	My voice is loud and clear enough.	😊😊😊😊😊
9.	I can pronounce all words clearly and accurately.	😊😊😊😊😊
10.	I can speak fluently and naturally, with suitable intonation and pauses.	😊😊😊😊😊





<i>Sayings of Wisdom (SOW)</i>	
Sub-theme 1: Cherishing Life	
1.1	A bend in the road is not the end of the road. (Helen Keller)
1.2	Nothing in life is to be feared, it is only to be understood. (Marie Curie)
1.3	Every man is the architect of his own fortune.
Sub-theme 2: Empathy	
2.1	We rise by lifting others. (Robert G. Ingersoll)
2.2	Kindness is a gift that everyone can afford to give.
2.3	Empathy is seeing with the eyes of another, listening with the ears of another and feeling with the heart of another. (Alfred Adler)
Sub-theme 3: Diligence	
3.1	No pain, no gain.
3.2	Diligence is the mother of good luck. (Benjamin Franklin)
3.3	Great works are performed not by strength but by perseverance. (Samuel Johnson)
Sub-theme 4: Respect for Diversity	
4.1	The essence of beauty is unity in variety. (Felix Mendelssohn)
4.2	It takes all sorts to make a world.
4.3	Respect for ourselves guides our morals; respect for others guides our manners. (Laurence Sterne)

Suggested Answers

(Worksheet 1)

Pre-reading activity

Part 1

1. 	2. 	3. 	4. 
--	--	---	--

● ● ● ●

● ● ● ●

soldier army camp general king

Part 2

1. king 2. general 3. soldier 4. army camp

Part 3

2 → 4 → 3 → 1

(Worksheet 2)

While-reading activity

Part 1

a) (Accept any reasonable answers.)

e.g.  I'm nervous.	1.  I'm worried.	2.  I'm delighted.
--	---	--



Part 1

b)

1. friendly	2. shocked	3. grumpy	4. shy
5. amused	6. cheerful	7. bored	8. tired

Part 2

1. B 2. C 3.A 4.A 5.C

(Worksheet 3)

Post-reading activity

Part 1

(Accept any reasonable answers.)

b) I think Mulan was hardworking because she kept practising martial arts so that she could do well in the war.

c) I think Mulan was unselfish because she did her best to fight in the war and protected her country.

Part 2

- a) 2. D 3.A 4.C

Part 2

b) (Accept any reasonable answers.)

Which SOW in Part 2a best describes the story of Mulan?	I think the SOW <u>“We rise by lifting others.”</u> best describes Mulan’s story. The SOW reminds us that when we help others, our lives become more meaningful.
What was the problem in the story?	Mulan’s father was too old <u>to fight in the war.</u>
What was Mulan’s attitude when she decided to take her father’s place to fight in the war?	She was brave to pretend to be a man to <u>take her father’s place to fight in the war.</u> Everyone respected her because she loved and cared about her family members very much.

What can you learn from Mulan? (Accept any reasonable answers.)

I learn to love my family members, understand their difficulties and give them a helping hand whenever necessary.

The SOW Motivational Talk

(Worksheet 4)

Suggested Answers to Part 2 (Accept any reasonable answers.)

Part 3

A. Greeting

Hello, everyone! Today, I would like to share a famous Chinese story – “Hua Mulan”.

B. Introduction to the story (Accept any reasonable answers.)

Unlike other girls, Mulan learnt how to (1) ride a horse and use a (2) sword when she was young. When she knew that her father needed to go for the war, she decided to join the army and took her father’s place to fight in the war. The decision was difficult. As a soldier, she made great efforts to practise martial (3) arts and helped her country win the war finally. Reading the story, I was touched and impressed because Mulan risked her life to protect her country and (4) family. Mulan’s story reminds me of a saying “We rise by lifting others”. When we help others, our lives become more (5) meaningful / fruitful.

C. Reflections (Accept any reasonable answers.)

(Connections between the story and the SOW)

I remember two years ago, although I came first in the Putonghua exam, I failed in English. My best friend, Chris, was good at English but poor in Putonghua. Last year, we often studied together after school. He helped me with English while I helped him with Putonghua. In the final exam, my English results and his Putonghua results improved a lot. As the saying goes, “we rise by lifting others.”

D. Concluding Remarks

I hope you like my sharing. Give a helping hand to your beloved ones or those who are in need. I believe you could also “rise by lifting others”. Empathy always makes us better human beings. Thank you.

Learning Task 2

An Interview with Ms Yu Chui Yee Alison

Theme

Leading a Positive Life – Cherishing life

Suggested Key Stage

KS2

Task Description

Students view an interview about Ms Yu Chui Yee, Alison and learn more about her challenges and achievements. Teachers guide students to understand Alison’s life motto and positive attitudes and connect their reflections on Alison’s story with a saying of wisdom (SOW). Then, students learn the key elements of a motivational speech and write about their reading or viewing experience by connecting their reflections on a text of their own choice and a SOW that echoes the overarching theme, i.e. “Leading a Positive Life”, and/or the sub-themes “Cherishing Life”, “Diligence”, “Empathy” and “Respect for Diversity”. After that, teachers guide students to share their reading or viewing experience verbally by introducing presentation skills and assessment criteria to them.

Learning Objectives

Content

- To understand the success story of Alison Yu
- To connect a related SOW with Alison’s experience
- To develop positive values and attitudes

Language

- To practise viewing skills (e.g. making predictions about the challenges Alison faced, identifying the sequence of events)
- To introduce the key elements of a speech
- To practise speaking skills (e.g. speaking with appropriate intonation, stress and pauses)

Suggested Learning Activities

Pre-viewing

1. Introduce the success story of a Paralympic athlete, Ms Yu Chui Yee, Alison. Ask students to imagine that they are going to interview her and prepare some questions for the interview. Guide them to complete Worksheet 1.

While-viewing

1. Watch the interview and complete a timeline to summarise the interview with Alison in Part 1 of Worksheet 2.
2. Have students complete the multiple-choice questions in Part 2 of Worksheet 2 to check their understanding of the video.

Post-viewing and Values Education

1. Engage students in discussing the personality of Alison, encourage them to present their ideas with suitable adjectives and elaborate their ideas with clues from the interview and complete Part 1 of Worksheet 3.
2. Introduce the meaning of “Sayings of Wisdom (SOW)” and four selected SOW in Part 2a of Worksheet 3 to students. Have students work in groups, choose one of the SOW to describe Alison and refer to the interview transcript to find more clues. Guiding questions are provided to support students to elaborate their ideas.
3. Have students complete Part 2b of Worksheet 3.

Sayings of Wisdom (SOW) Motivational Talk - Writing and Delivering a Motivational Speech

1. Provide a context for students to write a motivational speech in Part 1 of Worksheet 4.
2. Introduce the overarching theme and sub-themes of the SOW Motivational Contest to students (Part 1a of Worksheet 4).
3. Introduce the key elements of a speech to students through finding out the main ideas in each part of a sample speech in Part 2 of Worksheet 4.
4. Provide graphic organisers for students to construct their speech in Part 3 of Worksheet 4.
5. Introduce presentation skills and assessment criteria to students in Part 4 of Worksheet 4.
6. Have students record and share their reading/viewing experience in class.
7. Guide students to conduct self-assessment by referring to the assessment checklist.

Pre-viewing Activity

Have you ever heard of the success story of a Paralympic athlete, Ms Yu Chui Yee, Alison? You and your classmates are going to interview her. What questions would you like to ask?

a) Achievements of Alison



b) List your interview questions in the table below:

What	e.g. What was your challenge? • _____
------	--

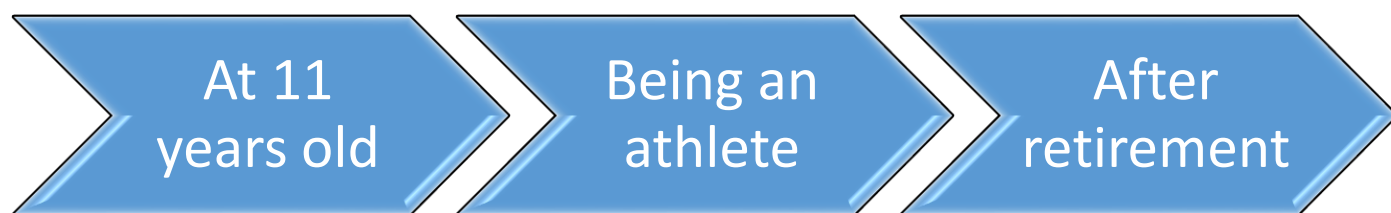
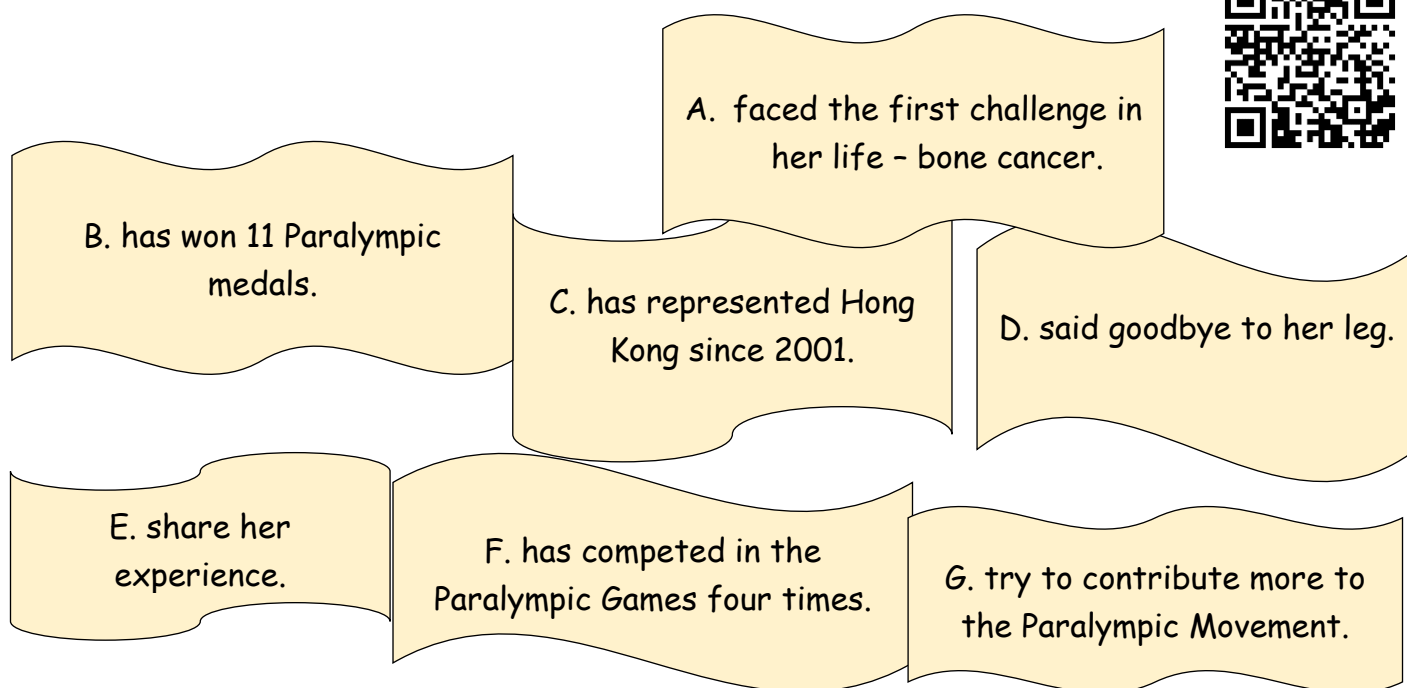
Wh...	e.g. Why did you choose to be a fencer? • _____
-------	--

How	e.g. How did you feel when you won the medals? • _____
-----	---

While-viewing Activity

1. Watch an interview with Alison and complete the timeline below to summarise the interview. Choose the events from the text boxes and write down the letters in the appropriate boxes. One has been done for you as an example.

(https://emm.edcity.hk/media/Fantastic+People+Yu+Chui+Yee+%28English+subtitles+available%29/1_f72oqgyb)



Alison

Being an athlete, Alison

- thought that the physical disability was a ticket to join competitions.

After retirement, Alison will

- work on sports management.

2. Complete the multiple-choice questions by circling the correct answer(s).

1) Among all the awards received, which one is the most unforgettable to Alison?

It is the Paralympic medal received in _____.

- A Athens
- B Beijing
- C London
- D Rio de Janeiro

2) Why did Alison become an athlete?

It is because she _____.

- A dreamed to be a professional athlete
- B loved sports and met a good coach
- C had bone cancer and tried to learn different sports
- D wanted to represent Hong Kong to compete in games

3) How did Alison start her professional career?

- A She joined some associations to meet more people.
- B She wanted to keep fit and joined different classes.
- C She joined a swimming class to stay healthy.
- D She met a fencer and learnt wheelchair fencing.

4) Which of the following ways can help Alison relax?

- A Eat something good.
- B Listen to music.
- C Do sports.
- D All of the above.

5) What will Alison do after retirement?

She will _____. (You can choose more than one option.)

- A share her experience
- B contribute to the Paralympic Movement
- C travel around the world
- D be a coach

Post-viewing Activity

1. After watching the interview, what do you think about Alison? Share your ideas with your classmates in pairs. To present your ideas, you may choose the adjectives below and look for clues from the interview.

positive optimistic perseverant grateful caring confident

perseverant

I think Alison is a perseverant person. She has been an athlete for 17 years. She keeps on training and participating in different competitions to achieve her goals.

I think Alison is _____. She suffered from bone cancer when she was eleven years old. However, _____

I think Alison _____

2. An Introduction to Sayings of Wisdom (SOW)

- a) A saying of wisdom (SOW) can be a proverb/quote or a line from a text. Study the following selected SOW and match them with the correct meaning. The first one has been done for you as an example.

SOW		Meaning
1) A bend in the road is not the end of the road. (Helen Keller)	●	● Kindness to others is a helpful action that everyone can do.
2) Kindness is a gift that everyone can afford to give.	●	● The most beautiful thing in the world is that we are different in many ways, but we can get along well with others because we appreciate and accept the differences.
3) Diligence is the mother of good luck. (Benjamin Franklin)	●	● If there is a challenge in your life, it does not mean everything is finished. You should keep trying and overcome it. Then you can achieve something new.
4) The essence of beauty is unity in variety. (Felix Mendelssohn)	●	● When we work hard, we will have a greater chance to become successful. Therefore, we should work hard in order to achieve good results.

b) Discuss in groups. Which of the SOW in Part 2a best describes the story of Alison? Refer to the transcript below to find more clues.

Interviewer: How did physical disabilities bring obstacles to your life?

Alison: I think my first challenge was at 11 years old because I had bone cancer and also I had (an operation) to amputate my left leg. On the night before the operation, I just said goodbye to my leg because I knew I had to learn to start a new life and learn to be friends with the prosthesis.

Alison: Well, for me, actually I don't think my disability is a kind of obstacle for me. First of all, I think my disability is a ticket for me to go to the Paralympic Games because it is for people with disability. And also actually now I'm a member of the Equal Opportunities Commission. I can try to help to build up and develop a more accessible society and bring equality to the entire world.

Which SOW in Part 2a best describes Alison?	I think the SOW
	best describes Alison's story.
	The SOW reminds us that we should keep trying even if we
	have a problem in our life.
What was the obstacle in her life?	She had bone cancer when she was 11 years old. She had an
	operation to
What was her attitude when she first became a fencer?	Her attitude was very positive. She thought that the physical
	disability was
	Now, she is a renowned fencer in Hong Kong.





The SOW Motivational Talk

Context:

You would like to enter the SOW Motivational Talk Contest to share your reading/viewing experience with primary students in Hong Kong. You are going to produce a video of about 2 minutes to share an inspiring reading/multimodal text (e.g. a book, a short story, a poem or a film), and present your ideas by connecting your reflections with a SOW that echoes the overarching theme “Leading a Positive Life” and/or the four sub-themes below.

1. Thinking of a saying of wisdom

a) Understand the theme and sub-themes

Leading a Positive Life			
			
Cherishing Life Life is precious and important .	Empathy The ability to understand the feelings/ emotions of another person	Diligence - Working hard - Working with a lot of effort	Respect for Diversity - Understanding that everyone is unique and different - Appreciating the differences among people

b) Think of one saying of wisdom which is related to the theme and the sub-theme(s) above. You may search online or refer to the appendix on p.42 to gain more ideas.

1 Message of the reading/ multimodal text e.g. Alison’s story reminds me to stay positive when there is a problem. _____ _____ _____	2 Theme For example: <input checked="" type="checkbox"/> cherishing life <input checked="" type="checkbox"/> diligence Tick the box(es) <input type="checkbox"/> leading a positive life <input type="checkbox"/> cherishing life <input type="checkbox"/> empathy <input type="checkbox"/> diligence <input type="checkbox"/> respecting for diversity	3 Saying of wisdom e.g. A bend in the road is not the end of the road. _____ _____ _____
---	---	---

2. Chris would like to join the SOW Motivational Talk Contest. Read his script to identify the key elements of a speech. Fill in each box with a key element from the list below. One has been done for you as an example.

- Introduction
- Saying of wisdom
- Summary of a reading/multimodal text
- Concluding remarks
- Personal experience and self-reflection

Key elements of a speech

Saying of wisdom

A bend in the road is not the end of the road

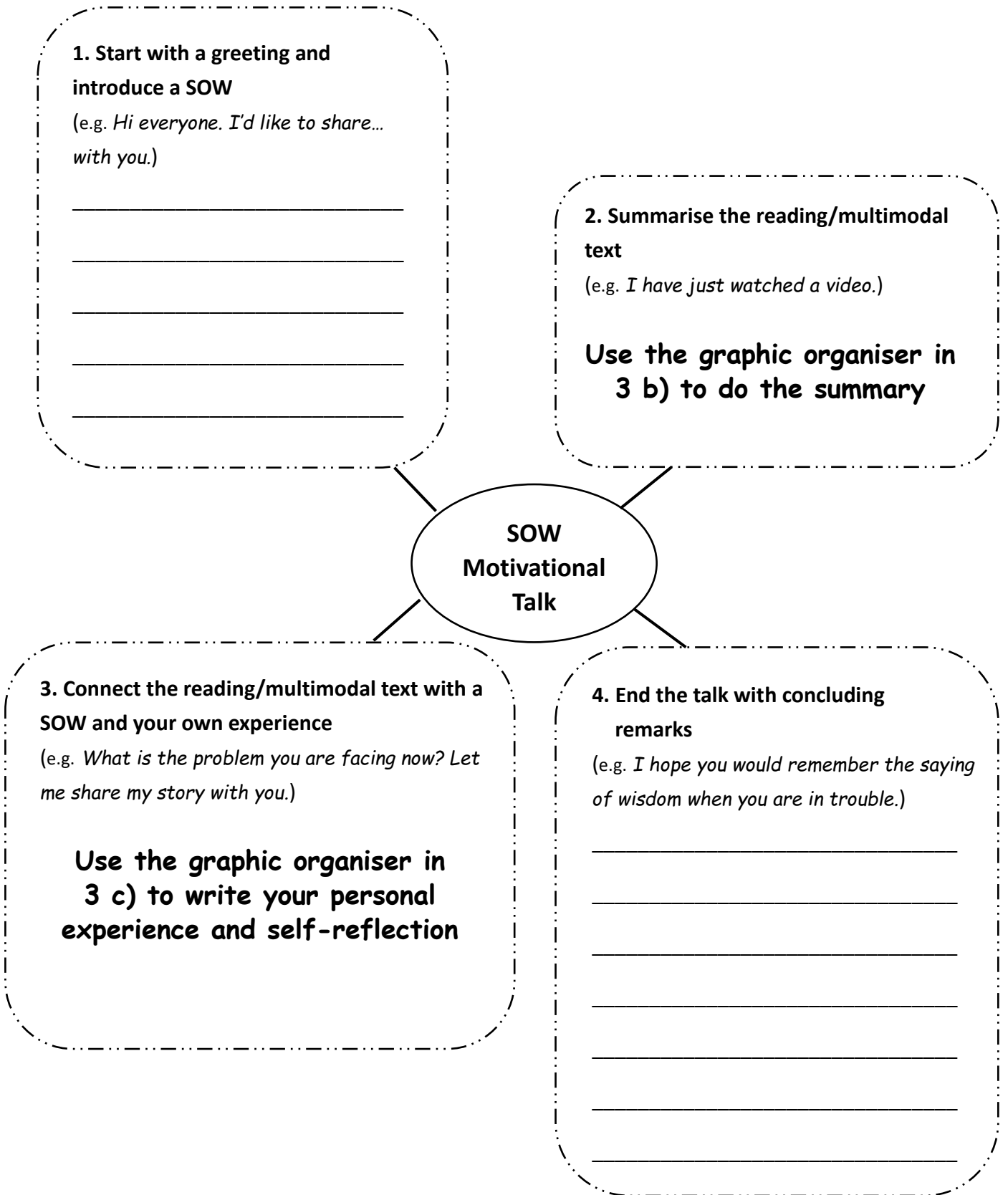
Hi everyone. Today, I'd like to share an interview and a saying of wisdom with you - **A bend in the road is not the end of the road.** The SOW and the interview remind me to stay positive when there is a problem.

I have just watched an interview with Alison Yu. Alison is a renowned fencer in Hong Kong. She suffered from bone cancer and had an operation to amputate her left leg when she was eleven years old. However, she was very positive and worked hard to be a wheelchair fencer. She has represented Hong Kong to compete in fencing since 2001. She has won 11 Paralympic medals. Her achievement is remarkable.

As a primary student, I also got a chance to represent my school to compete in an inter-school competition last year. It was a painful experience to me. I was too nervous and could not concentrate on the game. I made a lot of careless mistakes and lost the game. Lucky that my coach encouraged me not to give up and I learnt a good lesson from it. I am more confident now and I think I can do well this year.

If you have a hurdle in your life, never give up, keep going. A bend in the road is not the end of the road. Thank you.

3. a) Use the mind map below to organise your speech.



3. b) Have you read a good book or watched an inspiring film recently? What is it about? Use the graphic organiser below to summarise the reading/multimodal text.

What is the reading/multimodal text about?

Who is/are in it?

- e.g. It is a video about an interview with Alison Yu.
- _____

What problem/obstacle did he/she face?

- e.g. She suffered from bone cancer when...
- _____

What is his/her achievement?

- e.g. She has won 11 Paralympic medals.
- _____

Summarise an inspiring reading/multimodal text and connect it with a SOW that echoes the theme and/or the sub-themes in Part 1a.

3. c) Have you got a similar experience in your daily life? Connect the SOW in Part 3b with your life experience. Use the graphic organiser below to draft your ideas.

When and what happened?

- e.g. I had a difficult time last year when I first joined the inter-school table-tennis competition. I was too nervous and lost the game.
- _____

How did you overcome the obstacle/problem?

- e.g. My coach encouraged me not to give up and I learnt a good lesson from it.
- _____

How are you doing now?

- e.g. I am more confident now and I think I can do well this year.
- _____

Connect the SOW with your personal experience.

3. d) Write your speech in the spaces provided.

Title: _____

Introduction	
Summary of a reading/ multimodal text	
Personal experience and self- reflection	
Concluding remarks	

*** Remember to include a SOW in the speech.**

4. Presentation skills

- a) Present your speech in two minutes. Improve your presentation skills by referring to the tips below.

Tips for Practising the Motivational Speech

Ways to practise:

- Practise your speech two or three times a day
- Speak in front of your family members / friends / classmates / teachers
- Speak in front of the mirror / camera
- Record your performance
- Discuss how you can improve the performance with your family members / friends / classmates / teachers

Pace & Tone:

- Don't speak too fast or too loudly
- Speak with appropriate intonation, stress and pauses
- Give some thinking time to your audience

Body Language:

- Keep the eye contact
- Use some natural body gestures

Pronunciation:

- Check the pronunciation of words that you are not sure about

4. b) Film your speech, review and improve your work by referring to the self-assessment checklist below.

Self-assessment Checklist

Assessment criteria		My performance (Colour the smileys)
Content		
1.	I can give a proper greeting and concluding remarks in the presentation.	😊😊😊😊😊
2.	I can present relevant information and ideas clearly and fluently about a reading/multimodal text.	😊😊😊😊😊
3.	I can share a SOW and connect it with my reflections.	😊😊😊😊😊
Language		
4.	I can use a range of vocabulary, sentence patterns and connectives with few grammatical mistakes.	😊😊😊😊😊
5.	I can present clearly by referring to short notes.	😊😊😊😊😊
Communication strategies		
6.	I can use body language to draw the attention of the audience.	😊😊😊😊😊
7.	I can confidently deliver my speech in front of a camera.	😊😊😊😊😊
Pronunciation & Delivery		
8.	My voice is loud and clear enough.	😊😊😊😊😊
9.	I can pronounce all words clearly and accurately.	😊😊😊😊😊
10.	I can speak fluently and naturally, with suitable intonation and pauses.	😊😊😊😊😊

Sayings of Wisdom (SOW)	
Sub-theme 1: Cherishing Life	
1.1	A bend in the road is not the end of the road. (Helen Keller)
1.2	Nothing in life is to be feared, it is only to be understood. (Marie Curie)
1.3	Every man is the architect of his own fortune.
Sub-theme 2: Empathy	
2.1	We rise by lifting others. (Robert G. Ingersoll)
2.2	Kindness is a gift that everyone can afford to give.
2.3	Empathy is seeing with the eyes of another, listening with the ears of another and feeling with the heart of another. (Alfred Adler)
Sub-theme 3: Diligence	
3.1	No pain, no gain.
3.2	Diligence is the mother of good luck. (Benjamin Franklin)
3.3	Great works are performed not by strength but by perseverance. (Samuel Johnson)
Sub-theme 4: Respect for Diversity	
4.1	The essence of beauty is unity in variety. (Felix Mendelssohn)
4.2	It takes all sorts to make a world.
4.3	Respect for ourselves guides our morals; respect for others guides our manners. (Laurence Sterne)

Suggested Answers
Pre-viewing Activity

(Worksheet 1)

1. b) List your interview questions in the table below: (Accept any reasonable answers.)

<div style="border: 1px solid orange; border-radius: 50%; width: 80%; margin: 0 auto; padding: 5px;"> <p style="margin: 0;">What</p> </div>	<p>e.g. What was your challenge?</p> <ul style="list-style-type: none"> • <u>What did you do to face the obstacle?</u> • <u>What do you do in your leisure time?</u>
<div style="border: 1px solid orange; border-radius: 50%; width: 80%; margin: 0 auto; padding: 5px;"> <p style="margin: 0;">Wh...</p> </div>	<p>e.g. Why did you choose to be a fencer?</p> <ul style="list-style-type: none"> • <u>Who supported you when you were in need?</u> • <u>Which competition is the most unforgettable to you?</u>
<div style="border: 1px solid orange; border-radius: 50%; width: 80%; margin: 0 auto; padding: 5px;"> <p style="margin: 0;">How</p> </div>	<p>e.g. How did you feel when you won the medals?</p> <ul style="list-style-type: none"> • <u>How did you feel when you lost a game?</u> • <u>How do you cope with stress?</u>

(Worksheet 2)

While-viewing Activity

1. Watch an interview with Alison and complete the timeline below to summarise the interview. Choose the events from the text boxes and write down the letters in the appropriate boxes. One has been done for you as an example. (https://emm.edcity.hk/media/Fantastic+PeopleA+Yu+Chui+Yee+%28English+subtitles+available%29/1_f72oqgyb)

At 11 years old

Being an athlete

After retirement

<p>Alison</p> <div style="border: 1px solid gray; width: 60px; height: 30px; margin: 5px auto; text-align: center; color: red; font-weight: bold; line-height: 30px;">A</div> <div style="border: 1px solid gray; width: 60px; height: 30px; margin: 5px auto; text-align: center; color: red; font-weight: bold; line-height: 30px;">D</div>	<p style="text-align: center;">Being an athlete, Alison</p> <p>- thought that the physical disability was a ticket to join competitions.</p> <div style="display: flex; justify-content: center; gap: 10px; margin-top: 10px;"> <div style="border: 1px solid gray; width: 40px; height: 30px; text-align: center; color: black; font-weight: bold; line-height: 30px;">B</div> <div style="border: 1px solid gray; width: 40px; height: 30px; text-align: center; color: red; font-weight: bold; line-height: 30px;">C</div> <div style="border: 1px solid gray; width: 40px; height: 30px; text-align: center; color: black; font-weight: bold; line-height: 30px;">F</div> </div>	<p style="text-align: center;">After retirement, Alison will</p> <p>- work on sports management.</p> <div style="display: flex; justify-content: center; gap: 10px; margin-top: 10px;"> <div style="border: 1px solid gray; width: 40px; height: 30px; text-align: center; color: red; font-weight: bold; line-height: 30px;">G</div> <div style="border: 1px solid gray; width: 40px; height: 30px; text-align: center; color: black; font-weight: bold; line-height: 30px;">E</div> </div>
---	--	--

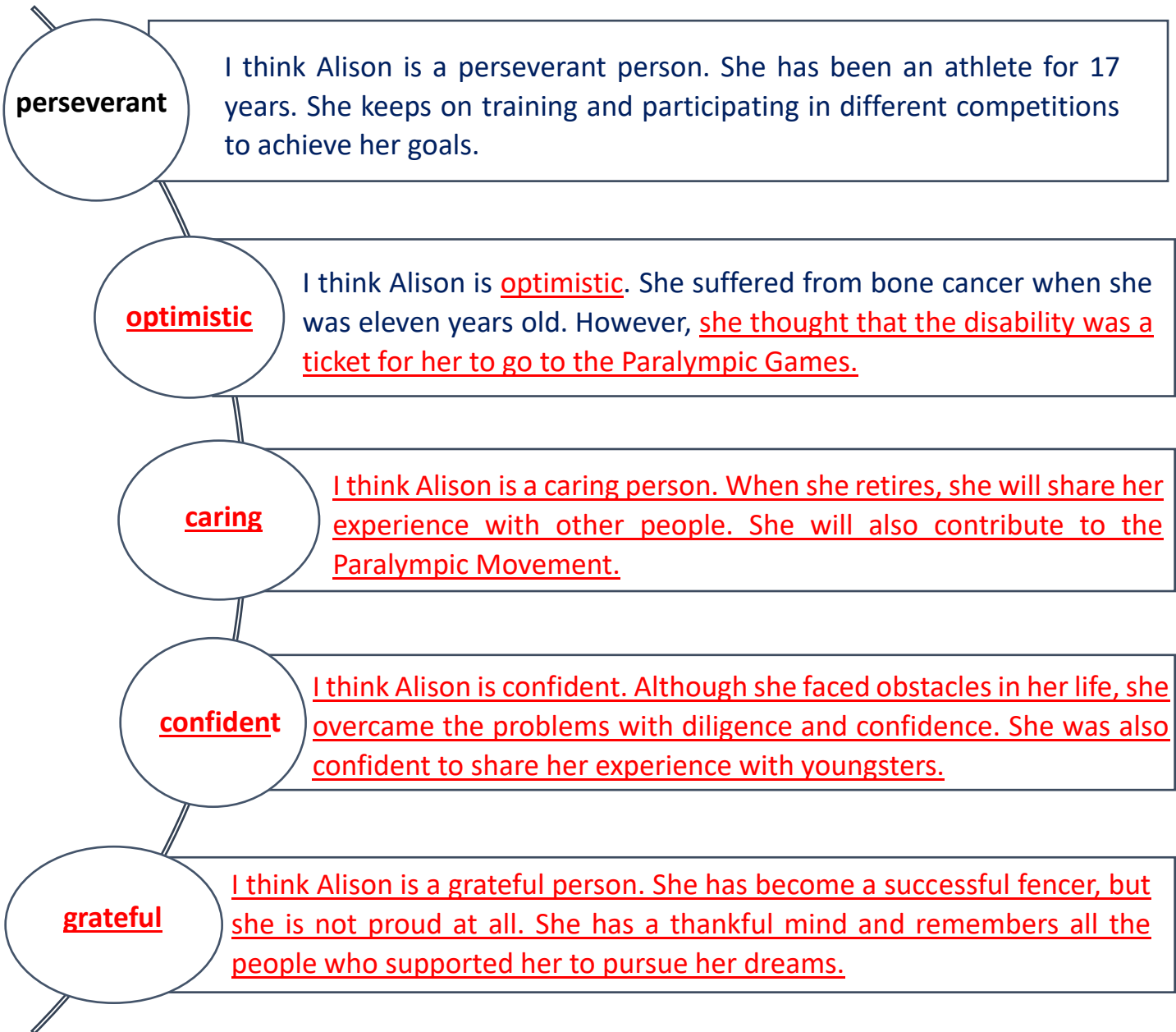
2. Complete the multiple-choice questions by circling the correct answer(s).

- 1) B 2) C 3) D 4) D 5) A, B

Post-viewing Activity

1. After watching the interview, what do you think about Alison? Share your ideas with your classmates in pairs. To present your ideas, you may choose the adjectives below and look for clues from the interview. (Accept any reasonable answers.)

positive optimistic perseverant grateful caring confident



2. An Introduction to Sayings of Wisdom (SOW)

a) A saying of wisdom (SOW) can be a proverb/quote or a line from a text. Study the following selected SOW and match them with the correct meaning. The first one has been done for you as an example.

	SOW	Meaning
2)	Kindness is a gift that everyone can afford to give.	Kindness to others is a helpful action that everyone can do.
3)	Diligence is the mother of good luck. (Benjamin Franklin)	When we work hard, we will have a greater chance to become successful. Therefore, we should work hard in order to achieve good results.
4)	The essence of beauty is unity in variety. (Felix Mendelssohn)	The most beautiful thing in the world is that we are different in many ways, but we can get along well with others because we appreciate and accept the differences.

b) Discuss in groups. Which of the SOW in Part 2a best describes the story of Alison? Refer to the transcript below to find more clues.

(Accept any reasonable answers.)

Which SOW in Part 2a best describes Alison?	I think the SOW, "A bend in the road is not the end of the road."
	best describes Alison's story. The SOW reminds us that we should
	keep trying even if we have a problem in our life.
What was the obstacle in her life?	She had bone cancer when she was only 11 years old. She had an operation to amputate her leg.
What was her attitude when she first became a fencer?	Her attitude was very positive. She thought that the physical
	disability was a ticket for her to go to the Paralympic Games.
	Now, she is a renowned fencer in Hong Kong.

(Worksheet 4)

The SOW Motivational Talk

1. b) Think of one saying of wisdom which is related to the theme and the sub-theme(s) above. You may search online or refer to the appendix on p.42 to gain more ideas. (Accept any reasonable answers.)

2. Chris would like to join the SOW Motivational Talk Contest. Read his script to identify the key elements of a speech. Fill in each blank with a key element from the list below. One has been done for you as an example.

Introduction Saying of wisdom Summary of a reading/multimodal text
Concluding remarks Personal experience and self-reflection

Key elements
of a speech

Introduction

Saying of
wisdom

Summary of
a reading/
multimodal
text

Personal
experience
and self-
reflection

Concluding
remarks

A bend in the road is not the end of the road

Hi everyone. Today, I'd like to share an interview and a saying of wisdom with you - A bend in the road is not the end of the road. The SOW and the interview remind me to stay positive when there is a problem.

I have just watched an interview with Alison Yu. Alison is a renowned fencer in Hong Kong. She suffered from bone cancer and had an operation to amputate her left leg when she was eleven years old. However, she was very positive and worked hard to be a wheelchair fencer. She has represented Hong Kong to compete in fencing since 2001. She has won 11 Paralympic medals. Her achievement is remarkable.

As a primary student, I also got a chance to represent my school to compete in an inter-school competition last year. It was a painful experience to me. I was too nervous and could not concentrate on the game. I made a lot of careless mistakes and lost the game. Lucky that my coach encouraged me not to give up and I learnt a good lesson from it. I am more confident now and I think I can do well this year.

If you have a hurdle in your life, never give up, keep going. A bend in the road is not the end of the road. Thank you.